

Ontario Fly Fishing Records

Eligible Categories

Species Name	Length (Minimum)
SALMON	
Atlantic Salmon	29 inches / 74 cm
Chinook Salmon	40 inches / 102 cm
Pink Salmon	27 inches / 69 cm
Coho Salmon	32 inches / 81 cm

BASS	
Largemouth Bass	22 inches / 56 cm
Smallmouth Bass	20 inches / 51 cm

TROUT	
Brown Trout	27 inches / 69 cm
Brook / Speckled	20 inches / 51 cm
Rainbow Trout	30 inches / 76 cm
Lake Trout	36 inches / 91 cm

PICKEREL / WALLEYE	
Pickrel / Walleye	28 inches / 71 cm

NORTHERN PIKE	
Northern Pike	40 inches / 102 cm
Gar	50 inches / 127 cm

MUSKELLUNGE	
Muskellunge / Muskie	46 inches / 117 cm
Tiger Muskie	40 inches / 102 cm

Carp	
Carp	38 inches / 97 cm

PAN FISH	
Black Crappie	14 inches / 36 cm

Ontario Fly Fishing Record Catches Registry Regulations


The Algoma Kinniwabi Travel Association (Algoma Country) Fish Registry has been developed to recognize the largest catch by a fly rod, legally in Ontario public waters. Please see chart for recognized species of game and non-game fish. The largest fish caught in each category will receive recognition. Always follow the rules and regulations as set out in the Ontario Fishing Regulations Summary with regards to seasons for each type of fish listed.

In January of each year, the submissions from the previous year via an entry form will be qualified as per the legality of the catch, and person's entering will be notified of their catch's ranking.

Please note the requirements below with regards to entry:

1. The fish must be caught legally in Ontario public waters during open season and entries must be received within 30 days of the catch. The fish must be Ontario fish, not relocated or artificially raised.
2. Fish must be caught by a rod and fly. No acceptations will be allowed. The fly fisher who caught the fish must be the individual who enters the fish.
3. A photo of the length of the fish must accompany the entry form. The measurement for length is from the tip of the snout to the tip of the collapsed tail. Please note the tape measure must be the same distance from the camera as the fish.
4. A photo of the measurement of the girth of the fish must accompany the entry form. The girth is measured at the fish's widest point. Please note the tape measure and the fish must be the same distance from the camera.
5. Photo of fly utilized in the catching of the fish.
6. A letter from a witness attesting to the measurements (all three as listed above) must accompany the entry form.
7. The fourth and final photo will be of the fly fisher holding the fish in a cradled position. If this cannot be safely done (due to size or weight of fish) then a photo of the angler next to the fish in a net or cradle will suffice.
8. Please note photo must be done quickly in an effort to ensure the health of the fish. Please release fish after last photo is taken.

An independent body of officials have the right to disqualify any submission. All decisions made by the officials will be final. Our officials include but are not limited to James Smedley Expert Photographer, Gord Pyzer Outdoor Writer and Fly Fisher, Nature and Outdoor Tourism Staff, officials from Algoma, officials from the New Fly Fisher and others as deemed necessary.



2014 Registration Form

www.ontarioflyfishingrecords.ca



ONTARIO RECORD FLY FISHING REGISTRY

Name of Angler _____

Address _____

City _____

Province / State _____

Postal / Zip Code _____

Angling Licence # _____

Home Phone _____

Work Phone _____

Email Address _____

Fish Species _____

DETAILS OF CATCH

Date Caught _____

Type of Fly _____

Name of Water Body _____

Circle One: Lake River Creek Pond

Closest Community _____

Leader / Tippet/ Strength _____

AFFIDAVIT OF APPLICANT

I state that the fish described and pictured in this allocation was legally caught by me according to the rules of this Fly Fishing Registry. I further declare that all the information and statements in this application are true and accurate.

Signature _____

Date _____

WITNESS INFORMATION

The undersigned witnessed the weighing, measuring and photographing of the fish described herein and verify the measurements as stated.

Est. Weight _____ lbs _____ oz OR _____ kg

Total Length _____ in OR _____ cm

Girth _____ in OR _____ cm

Type of Measurement Tool _____

Type of Camera Used _____

Name of Witness _____

Address _____

Province / State _____

Postal / Zip Code _____

Phone Number _____

Please return this form and all required photography to:

Algoma Kinniwabi Travel Association
Ontario Fly Fishing Registry
485 Queen St. E Suite 204
Sault Ste. Marie, ON P6A 1Z9

ALL PHOTOGRAPHS SUBMITTED TO THIS REGISTRY BECOME THE PROPERTY OF THE REGISTRY AND CAN BE UTILIZED FOR PROMOTION.

BY SIGNING THESE FORMS BOTH THE ANGLER AND WITNESS AGREE TO HAVE NAMES UTILIZED AS REQUIRED BY THE REGISTRY, WHETHER FOR PROMOTION OR OTHER USES AS REQUIRED.

PLEASE ALSO NOTE IF YOU WERE STAYING AT A LODGE OR RESORT FOR THIS CATCH, PLEASE FILL IN NAME AND CONTACT INFORMATION BELOW AND A SPECIAL HOST CERTIFICATE WILL BE SENT TO THE LODGE FOR DISPLAY.

Name of Lodge _____

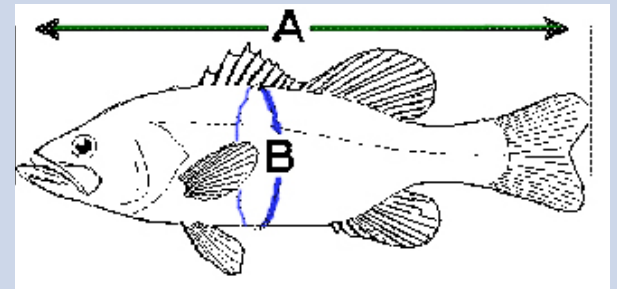
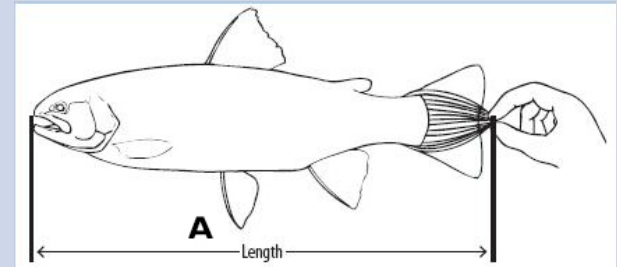
Contact Number _____

Register online at :

www.ontarioflyfishingrecords.ca

HOW TO MEASURE A FISH

MEASUREMENTS SHOULD BE DONE IN A PROPER LANDING NET OR FISH CRADLE TO MINIMIZE STRESS OR INJURY ON FISH



1. Place the fish on its side with the jaw closed.
2. Squeeze the tail fin together or turn it so you obtain the maximum overall length.
3. Measure a straight line from the tip of the snout to the extreme tip of the tail fin.

FISH WEIGHT CALCULATOR

If you unable to safely weight your catch please refer to the fish weight calculator to estimate the weight of your fish.

www.myoan.net/fishing/weight_calc.html